

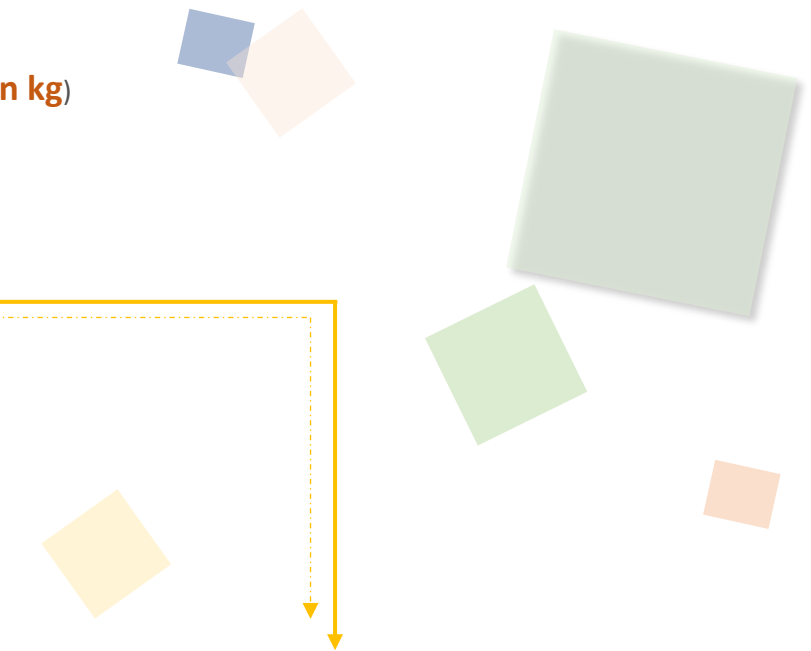
Trading Volume & Amount in Charts

■ VOLUME

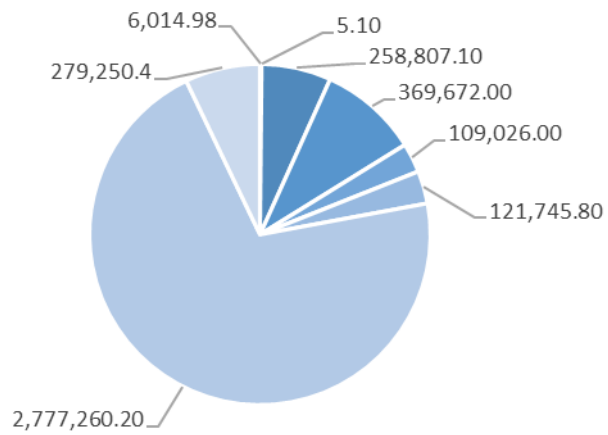
Popular Products (Trading Volume, in kg)

Total: 38,328,589.58


- ◆ Au Products: 3,921,781.58
- ◆ Ag (T+D): 32,651,168.00
- ◆ Others: 1,755,640.00

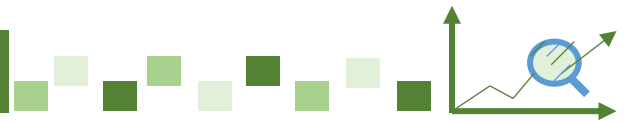


Popular Au Products Trading Volume (in kg)



- iAu9999
- PGC30g
- Au99.99
- Au(T+D)
- SHAU
- mAu(T+D)
- PAu99.99
- Others





Trading Volume & Amount in Charts

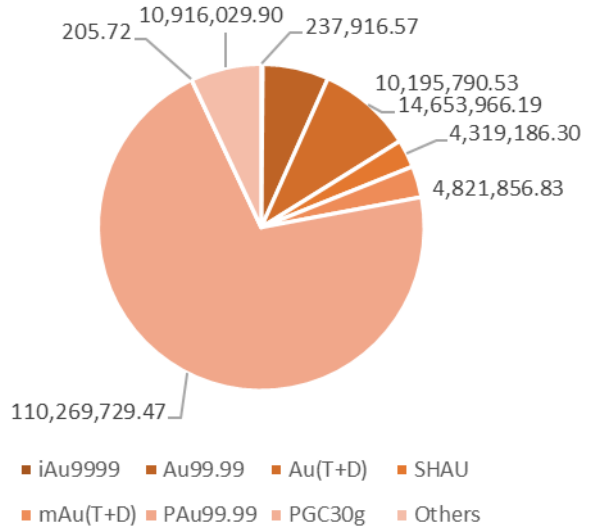
AMOUNT

Popular Products (Trading Amount, in 10,000 RMB)

Total: 171,715,356.88

- ◆ Au Products: 155,414,681.52
- ◆ Ag (T+D): 15,169,369.32
- ◆ Others: 1,131,306.04


Popular Au Products Trading Amount (in 10,000 RMB)





Trading Volume & Amount in Details

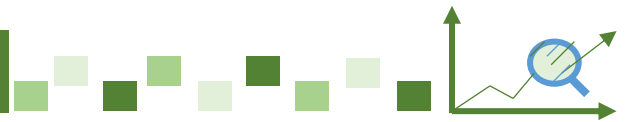
Trading Volume (in kg)							
Contract	Previous Month Daily Average	Present Month Daily Average	Previous Month accumulative total	Present Month accumulative total	Month-on-Month	Year-on-Year	Present Year accumulative total
Au99.95	92.42	54.67	1,756.00	1,148.00	-34.62%	-85.61%	12,384.00
Au99.99	10,893.55	12,324.15	206,977.50	258,807.10	25.04%	-12.85%	1,552,509.26
Au100g	18.84	28.56	358.00	599.80	67.54%	-14.78%	2,778.20
Au995	0.00	0.00	0.00	0.00	-	-100.00%	0.00
PGC30g	0.23	0.24	4.44	5.10	14.86%	-34.11%	30.60
iAu9999	78.37	286.43	1,488.96	6,014.98	303.97%	-66.59%	38,524.22
iAu100g	0.00	0.06	0.00	1.20	-	200.00%	3.60
iAu995	0.00	0.00	0.00	0.00	-	-100.00%	400.00
Au(T+D)	18,210.42	17,603.43	345,998.00	369,672.00	6.84%	-44.80%	2,376,592.00
mAu(T+D)	5,075.72	5,797.42	96,438.60	121,745.80	26.24%	-7.00%	649,406.80
Au(T+N1)	2.05	63.90	39.00	1,342.00	3341.03%	321.48%	10,019.40
Au(T+N2)	0.76	11.71	14.40	246.00	1608.33%	-60.26%	8,382.60
NYAuTN06	100.58	168.29	1,911.00	3,534.00	84.93%	-11.80%	11,769.80
NYAuTN12	106.20	108.26	2,017.80	2,273.40	12.67%	-76.07%	15,740.40
PAu99.95	7,556.74	936.00	143,578.00	19,656.00	-86.31%	-63.57%	594,490.00
PAu99.99	88,716.03	132,250.49	1,685,604.60	2,777,260.20	64.76%	48.99%	11,531,461.20
IPAu99.99	8,947.37	9,358.38	170,000.00	196,526.00	15.60%	255.63%	1,572,168.16
IPAu99.5	0.00	0.00	0.00	0.00	-	-	0.00
OAU99.99	2,128.42	1,496.38	40,440.00	31,424.00	-22.29%	87.05%	150,844.00
LAu99.95	0.00	0.00	0.00	0.00	-	-	820.00
LAu99.99	0.00	1,071.43	0.00	22,500.00	-	-	33,760.00
SHAU	8,888.74	5,191.71	168,886.00	109,026.00	-35.44%	9.10%	716,940.00
Pt99.95	513.37	724.76	9,754.00	15,220.00	56.04%	10.79%	63,940.00
Ag99.99	476.84	852.86	9,060.00	17,910.00	97.68%	9.94%	77,940.00
Ag(T+D)	1,694,924.74	1,554,817.52	32,203,570.00	32,651,168.00	1.39%	-67.57%	245,831,944.00
PAG99.99	13,263.16	29,325.71	252,000.00	615,840.00	144.38%	129.26%	1,938,300.00
OAg99.99	0.00	0.00	0.00	0.00	-	-	0.00
SHAG	57,549.47	52,698.57	1,093,440.00	1,106,670.00	1.21%	3.94%	5,916,060.00
Au Products (in total)	150,816.44	186,751.50	2,865,512.30	3,921,781.58	36.86%	21.46%	19,279,024.24
Ag Products (in total)	1,766,214.21	1,637,694.67	33,558,070.00	34,391,588.00	2.48%	-66.29%	253,764,244.00
Pt Products (in total)	513.37	724.76	9,754.00	15,220.00	56.04%	10.79%	63,940.00
Total	1,917,544.02	1,825,170.93	36,433,336.30	38,328,589.58	5.20%	-63.59%	273,107,208.24





Trading Volume & Amount in Details

Trading Amount (in 10,000 RMB)							
Contract	Previous Month Daily Average	Present Month Daily Average	Previous Month accumulative total	Present Month accumulative total	Month-on-Month	Year-on-Year	Present Year accumulative total
Au99.95	3,696.33	2,153.57	70,230.35	45,224.97	-35.60%	-85.06%	477,435.93
Au99.99	433,174.12	485,513.83	8,230,308.35	10,195,790.53	23.88%	-9.83%	60,256,980.99
Au100g	752.80	1,133.08	14,303.28	23,794.64	66.36%	-10.36%	109,380.50
Au995	0.00	0.00	0.00	0.00	-	-100.00%	0.00
PGC30g	9.46	9.80	179.78	205.72	14.43%	-30.23%	1,217.31
iAu9999	3,162.45	11,329.36	60,086.55	237,916.57	295.96%	-65.15%	1,528,148.75
iAu100g	0.00	2.28	0.00	47.80	-	221.67%	138.57
iAu995	0.00	0.00	0.00	0.00	-	-100.00%	14,954.40
Au(T+D)	726,636.38	697,807.91	13,806,091.25	14,653,966.19	6.14%	-42.19%	93,363,990.85
mAu(T+D)	202,567.37	229,612.23	3,848,779.96	4,821,856.83	25.28%	-2.66%	25,352,331.40
Au(T+N1)	81.71	2,529.38	1,552.42	53,116.94	3321.55%	335.56%	381,442.97
Au(T+N2)	30.66	466.03	582.50	9,786.69	1580.12%	-58.60%	320,783.72
NYAuTN06	4,020.24	6,667.80	76,384.52	140,023.76	83.31%	-9.35%	466,799.32
NYAuTN12	4,303.49	4,331.21	81,766.35	90,955.44	11.24%	-75.25%	625,376.91
PAu99.95	302,558.35	37,118.49	5,748,608.68	779,488.19	-86.44%	-61.73%	23,712,492.19
PAu99.99	3,551,703.41	5,250,939.50	67,482,364.81	110,269,729.47	63.41%	55.21%	453,105,054.19
IPAu99.99	359,458.34	372,268.28	6,829,708.46	7,817,633.88	14.47%	267.03%	61,279,723.41
IPAu99.5	0.00	0.00	0.00	0.00	-	-	0.00
OAU99.99	72,282.81	51,033.70	1,373,373.40	1,071,707.60	-21.97%	67.38%	5,231,966.20
LAu99.95	0.00	0.00	0.00	0.00	-	-	32,414.60
LAu99.99	0.00	42,107.14	0.00	884,250.00	-	-	1,317,955.40
SHAU	354,887.88	205,675.54	6,742,869.65	4,319,186.30	-35.94%	14.47%	28,112,185.33
Pt99.95	10,948.38	15,319.23	208,019.15	321,703.86	54.65%	-3.21%	1,363,770.65
Ag99.99	228.32	400.10	4,338.13	8,402.06	93.68%	-6.00%	37,550.42
Ag(T+D)	803,964.66	722,350.92	15,275,328.52	15,169,369.32	-0.69%	-72.66%	120,489,281.14
PAG99.99	6,264.10	13,603.38	119,017.92	285,671.04	140.02%	93.18%	938,588.44
OAG99.99	0.00	0.00	0.00	0.00	-	-	0.00
SHAG	27,283.42	24,549.00	518,385.01	515,529.08	-0.55%	-11.91%	2,877,889.79
Au Products (in total)	6,019,325.81	7,400,699.12	114,367,190.31	155,414,681.52	35.89%	26.54%	755,690,772.96
Ag Products (in total)	837,740.50	760,903.40	15,917,069.58	15,978,971.50	0.39%	-71.59%	124,343,309.79
Pt Products (in total)	10,948.38	15,319.23	208,019.15	321,703.86	54.65%	-3.21%	1,363,770.65
Total	6,868,014.69	8,176,921.76	130,492,279.04	171,715,356.88	31.59%	-4.28%	881,397,853.40



Other Market Data

Delivery Volume

Delivery Volume (in kg)		
	Gold	Silver
Delivery Volume (Present Month)	623,924.78	2,586,150.00
Trading Volume (Present Month)	874,415.38	33,775,748.00
Delivery Ratio (Present Month)	71.35%	7.66%
Delivery Volume (Accumulative Total)	3,778,844.28	21,445,980.00
Trading Volume (Accumulative Total)	5,395,480.88	251,825,944.00
Delivery Ratio (Accumulative Total)	70.04%	8.52%
Withdrawal Volume (Present Month)	140,133.42	87,585.00
Withdrawal Volume (Accumulative Total)	708,718.27	333,435.00

Price Comparison Chart (Gold)

